

1982 State of Florida Summer Library Program

made possible through a grant from Library Services and Construction Act.



FLORIDA DEPARTMENT OF STATE
George Firestone
Secretary of State



Successful programs from 1981

FLORIDA-State of the Arts

THANK YOU

Your response in sending in programs which have been successful is overwhelming.

In making choices for this year's group several factors were considered. If a similar program had appeared in either the 1979 or 1980 manual we did not include it in this collection unless it had a new or slightly different "twist". Also, we did not make any attempt at geographic representation. Since many of these programs involve traveling and stopping at various stations they are easily adaptable for this year's theme of Book Trek. But, don't forget that even though our art materials will have a space/future orientation, travel backwards in time is also possible. Remember, too, that this is a perfect year for programs about the nature of time and relativity, or some explorations of our latest scientific understanding about astronomical physics, meteorology and molecular bio-physics. This provides a chance to use a whole range of library materials often overlooked by girls and boys.

Please keep these manuals as program resources from year to year - Remember you have a new crop of children every 3 to 4 years.

SUCESSFUL PROGRAMS FROM 1981

Animals

Animal Crossing	1
Caboose	2
Snakes	3
A Visit with the Birds	4
Zoo Parade	5

Around the World

Flags of the World	6
Goin' Places	7
Mexican Sojourn	8

Booktalks

All Day Story Day	9
Booknic	12
Journey to Space	13
Preschool Story Hour Series: Cackle,	
Cackle, Mother Goose	14
Sailing, Sailing Over a Deep Tin Tub!	16
Science Fiction	17
Train to the Jungle	18

Crafts

Balloon Animals	19
Craft Program Grades K thru 5	20
Crafts Around the World	21
Dining Car	22
Make an "Express" Train	23
"On-Going" Craft Program	24
Paper Capers	25
Rally with Rubbings	26
Salt Sculpture	27
Train to Fairyland	28
Variation of Paper Airplanes	29
Whistle-Stop: The Beach	30
Whistle-Stop: The Great Florida Outdoors	31

Drama

The Big Top - The Circus Town Review	32
A Night at the Theatre	33
People to People	34
Very Dramatic Fun	35
Western Town Review	36

Films and Film-making

Going Places	37
Grand Finale "Tom Sawyer"	38
Super - 8 Film-making	39

Food

Cup Cake Decorating for all Occasions	40
Dining Car Special	41
Donuts	42
Pancakes, Pancakes, Pancakes!	43
Yum, Yum Youngin' Food!	44

Games

Dungeons and Dragons	45
Train to the Past	46
Who Done It	47

Hobbies

Creature From the Deep	48
Model Railroading	49
Sea Shell Study Collection	50

Miscellaneous Programs

Circus Train	56
Ghost Canyon Siding	57
The Kite Line	58
Make-a-Mystery	59
Me Books	60
Soul Train	61
Teen Volunteer Program	62
Whistle-stop: Tomorrowland	63

Music and Dance

Communication through Dance	64
Music Goes Round and Round	65
People to People - The Art of the 88	66
Peter and the Wolf	67

Puppets

Puppet Show	68
Puppetry Workshop	69

Sign Language

"Signing" Sign Language for the Deaf	70
Talking Hands	71

Sports

Guess the Surprise Passenger on the Library Express	72
An Introduction to the Martial Arts	73
Sports Stop	74
Training for Sports - Aerobic Dance	75

Transportation

The Dixie Library Express	76
Emergency	77
Flying High with the Blue Angels	78
Space Station	

Reading Folders	80
Registration	81

Evaluation

V. (Continued)

- B. List any different or especially successful programs you would like to share with others.

- ANIMAL CROSSING
1. NAME OF PROGRAM: Central Florida Zoological Society Animal Show
2. DESCRIPTION OF PROGRAM: Zoo personnel gave an excellent program on the library lawn concerning animal habits and endangered species. They transported turtles, snakes, lizards, a honey bear and an opossum for the children to observe at close range.
3. STEP-BY-STEP PROGRAM INSTRUCTIONS: _____
1. Contact zoo.
2. Advertise program via school visits, newspapers, brochures and posters.
3. Pray it doesn't rain.
4. COSTS: \$25.00 donation to the zoo.
5. REVIEW OF PROGRAMS SUCCESS: The children gave their undivided attention to the speaker who was excellent. They were thrilled with the animals.. Attendance was over 200.
6. NAME: Sandy Oakley
7. LIBRARY ADDRESS AND TELEPHONE NUMBER: _____
- Seminole County Sanford Library
- 230 East First Street
- Sanford, Florida 32771
- Area Code 305 322-2182

Duplicate this format for each program - add additional sheets.

Evaluation

V. (Continued)

B. List any different or especially successful programs you would like to share with others.

1. NAME OF PROGRAM: "Caboose"

2. DESCRIPTION OF PROGRAM: Final program - a magical, mystery tour theme
Special guest, a local conservationist brought his trained falcon and spoke on birds
of prey and bird conservation in America. Showed "The Magic of Walt Disney World"
told "Crab and Jaguar" story and kids made shell craft jewelry from shells
they collected from our county beaches.

3. STEP-BY-STEP PROGRAM INSTRUCTIONS:

1. call special guest, make arrangements for any special
equipment he may need.
2. follow up with reminder, arrange for local
publicity.

4. COSTS: —

5. REVIEW OF PROGRAMS SUCCESS: We met outside for the falcon
exhibit. Kids were thrilled to have such close contact with the bird and
his trainer. He was rewarded for his efforts as our local paper
gave us excellent coverage.

6. NAME: Ervin Jackson

7. LIBRARY ADDRESS AND TELEPHONE NUMBER:

Wakulla County Public Library
PO General Delivery
Crawfordville, FL 32327

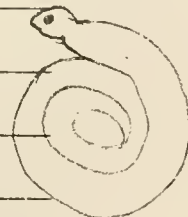
Duplicate this format for each program - add additional sheets.

Evaluation

V. (Continued)

B. List any different or especially successful programs you would like to share with others.

1. NAME OF PROGRAM: Snakes
2. DESCRIPTION OF PROGRAM: Live snakes and talk by local herpetologist
The handcraft items to go with the program are of interest.
Children age 7-12 braided green or brown yarn for snake bookmarks.
The knotted end made the head. At the finished end, small knots could
3. STEP-BY-STEP PROGRAM INSTRUCTIONS: be tied for "rattles".
The younger children made newsprint snakes. Snakes drawn on paper as per
diagram. They were colored on both sides, cut out, an eye punched out
and reinforced, and a string threaded through and tied. These snakes
crawl and slink magnificently on the end of the string.
4. COSTS: Nothing. We could not get along without our free newsprint. Yarn on hand
5. REVIEW OF PROGRAMS SUCCESS: Very successful.



6. NAME: Virginia Newsom
7. LIBRARY ADDRESS AND TELEPHONE NUMBER: _____
Columbia County Public Library
490 North Columbia St.
Lake City, Fla. 32055
755-4100

Duplicate this format for each program - add additional sheets.

Evaluation

V. (Continued)

B. List any different or especially successful programs you would like to share with others.

1. NAME OF PROGRAM: A VISIT WITH THE BIRDS OR "Quiet, there's a canary in the Library!"
2. DESCRIPTION OF PROGRAM: A local lady (who is also an elementary school teacher) has a collection of many fine exotic birds. She brought the birds to the Library for the weekly Story Hour program for 3 - 6 year old children, demonstrated what they could do and explained to the children about the care and feeding of these pets.
3. STEP-BY-STEP PROGRAM INSTURCTIONS: I asked Mrs. Cummins at the end of the school year (she was too busy to think about it before then). We set up a mutually agreeable date, I verified things with her a few days ahead! then the day of the program it was raining cats & dogs!! We rescheduled the program for the following week and everything went well!
4. COSTS: \$000
5. REVIEW OF PROGRAMS SUCCESS: This was a very successful program, with mothers and children still watching the birds 45 minutes after the program was over. Not only is this an entertaining program, but the children learned a lot about "unusual" pets.
6. NAME: Marcia L. Thompson
7. LIBRARY ADDRESS AND TELEPHONE NUMBER: 566-7915.
Wilton Manors Public Library
500 N.E. 26th St.
Wilton Manors, Fla. 33305

Duplicate this format for each program - add additional sheets.

Evaluation

V. (Continued)

B. List any different or especially successful programs you would like to share with others.

1. NAME OF PROGRAM: "ZOO PARADE"
2. DESCRIPTION OF PROGRAM: Catherine Spurr, Director of the Wildlife Center of Sarasota, brought to the Library several wild baby birds that were being taken care of at the Wildlife Center that she owns and manages. She told the children about the Center and demonstrated how to care for injured birds. She then showed a slide presentation about the Center and wild birds and animals in the area.
3. STEP-BY-STEP PROGRAM INSTRUCTIONS: I contacted the Wildlife Center well in advance to set up this program, as they have a very busy school schedule. Spurr brought her own projector and screen and set up in advance of the arrival of the children. She brought the birds in carrying cases.
4. COSTS: no cost
5. REVIEW OF PROGRAMS SUCCESS: The children and several adults who were watching from the doorways all thoroughly enjoyed the program. The birds were different sizes and kinds and they were fed their breakfast while we watched. It was a very educational program.
6. NAME: Mary D. Roosa
7. LIBRARY ADDRESS AND TELEPHONE NUMBER: Gulf Gate Library, 2264 Gulf Gate Drive, Sarasota, Florida 33581 phone (813) 921-5901

Duplicate this format for each program - add additional sheets.

Evaluation

V. (Continued)

B. List any different or especially successful programs you would like to share with others.

1. NAME OF PROGRAM: Flags Of The World
2. DESCRIPTION OF PROGRAM: Matching of Countries
flag with Country

3. STEP-BY-STEP PROGRAM INSTRUCTIONS: I had small flags
on stands - These could be made with
felt tip pens cut out & glued on
sticks.

4. COSTS: Free

5. REVIEW OF PROGRAMS SUCCESS: Children enjoyed
viewing the coat of arms &
color patterns of flags. Expressing
why the country choose a color & design = *

6. NAME: Marathon Branch of Monroe Co Pub. Lib.

7. LIBRARY ADDRESS AND TELEPHONE NUMBER: _____

3103 O/S Hwy

Marathon, Fla 33050

Duplicate this format for each program - add additional sheets.

* why they thought the flags were colored
& designed. Gave children the chance to
express their ideas to an adult willing
to listen & evaluate.

Evaluation

V. (Continued)

B. List any different or especially successful programs you would like to share with others.

1. NAME OF PROGRAM: "Goin' Places"
2. DESCRIPTION OF PROGRAM: Children learned to play games
from different lands -- 1) Tinikling (Philippines),
2) Limbo (Caribbean), and 3) Pinata (Mexico)
3. STEP-BY-STEP PROGRAM INSTRUCTIONS: Use old broomsticks
for tinikling and limbo dances. For pinata,
cover balloons (two or three) with papier mache
and streamers. Let dry, pop balloons and fill
with favors and candy. Suspend from ceiling or
between columns. CAUTION: Watch children when they swing
broomstick.
4. COSTS: Minimal -- less than \$5.00 Do these activi-
ties outside!
5. REVIEW OF PROGRAMS SUCCESS: Kids loved it, and learned something too! An
easy-to-do and highly-active program.
6. NAME: Gary F. Frizzell, Director
7. LIBRARY ADDRESS AND TELEPHONE NUMBER: Latt Maxcy Memorial Library
15 North Magnolia Avenue
Frostproof, FL 33843
(813) 635-3773

Duplicate this format for each program - add additional sheets.

Evaluation

V. (Continued)

- B. List any different or especially successful programs you would like to share with others.

1. NAME OF PROGRAM: MEXICAN SOJOURN (for ages 9-11)
2. DESCRIPTION OF PROGRAM: Present overall short view of Mexican history, art and culture, utilizing Atlas, books, pictures, artifacts, crafts, film (homemade). Ended with Pinata party.
3. STEP-BY-STEP PROGRAM INSTRUCTIONS: Outline information about Mexico, father photos, films, souvenirs, crafts from Mexico and movie if possible. Present program, show crafts, film. Finish program with each child attempting to break the pinata.
4. COSTS: \$4.50 for pinata
5. REVIEW OF PROGRAMS SUCCESS: Thoroughly enjoyable. Children received every aspect of program with enthusiasm.
6. NAME: Abby S. Connor
7. LIBRARY ADDRESS AND TELEPHONE NUMBER: North Tampa Branch Library
8916 North Blvd., Tampa, Fl. 33604
933 3006

Duplicate this format for each program - add additional sheets.

Evaluation

V. (Continued)

- B. List any different or especially successful programs you would like to share with others.

(This was our last storyhour program)

1. NAME OF PROGRAM: All Day Story Day

2. DESCRIPTION OF PROGRAM: I am enclosing a copy of the program and pictures, descriptions

3. STEP-BY-STEP PROGRAM INSTURCTIONS: _____

4. COSTS: 0


5. REVIEW OF PROGRAMS SUCCESS: This was one of the best programs we ever had. 289 people in and out. = some of the kids brought their lunches and spent the day. This being my last program since I am re-
tiring, I was really pleased.

6. NAME: Taylor County Public

7. LIBRARY ADDRESS AND TELEPHONE NUMBER: 904 584-4807

403 N. Washington St., Perry, Florida 32347

Duplicate this format for each program - add additional sheets.



FINAL DESTINATION OF SUMMER LIBRARY EXPRESS

August 13, 1981

- 9 - 9:15 Elder B. Joy - "The Giving Tree"
- 9:30 Happytime Kindergarten Presentation
- 10 - 10:30 Mary Whitfield - Nostalgic Glimpses of Taylor County History
- 11:00 Nancy Mosley & Guest from Suwannee River Regional Library at Live Oak-stories
- 1:00 Rayma Ball - "The Velveteen Rabbit", other stories and songs
- 1:30-2:30 Sue Crum - Director of Wakulla Public Library-"Crab and Jaguar" & "The Story of Ferdinand"
- 2:30 Carol Demps - Storytelling with Puppetry
- 3-3:15 Elder D. Schiers - "The Adventures of Peter Weeble"
- 3:30 N.F.J.C. Drama Class - "The Book of Job"

STORY DAY AT THE LIBRARY

On August 13th, from 9 A.M. until 4 P.M., the Taylor County Public Library is hosting its first all day story hour for children as well as adults. Everyone is invited to come and stay as long as they like while they are entertained through stories, songs, and other specialties presented by local and out-of-town talent.

The schedule for the day consists of:

9 A.M. - 9:15 Elder B. Joy- "The Giving Tree"

9:30 A.M.- Happytime Kindergarten presentation

10 A.M.- 10:30- our own Mary Whitfield- Nostalgic glimpses of Taylor County history

11:00 A.M.- Nancy Mosley- a superb storyteller from Suwannee River Regional Library
at Live Oak along with another guest from that area.

1 P.M. - Rayma Ball -stories

1:30- 2:30 - Sue Crum- Director of Wakulla County Public Library in Crawfordville-"Miss Sue" will share several of her favorites with us, including "Crab and Jaquar" and "The Story of Ferdinand."

2:30- The talented Carol Demps will present a series of special stories

~~3 P.M. - 3:15- Elder D. Schiers - story~~

~~3:30 "The Book of Job" - N.F.J.C. Drama Class~~

The last two events cancelled out-got the public speaking system out and let the children come up and tell stories and sing - this was lots of fun for them. Some of them left crying when they had to leave at 4 P.M. This was a great experience and everyone seemed to enjoy the day.

Name of Program - BOOKNIC

Description - a book discussion/brown bag picnic combination that had each child booktalk his or her own book.

Step-by-step program instruction - after promoting the idea during school visits, I set aside one day before summer programming began to register interested kids. During this registration, I lined up several mothers who agreed to help transport the kids to and from a local riverside park (about one mile away). Everyone who registered was told to bring a book they had read and a brown bag lunch to the library on the days scheduled for the booknic. Library books or privately owned books were welcomed. I supplied the sheets to sit on. After meeting at the library, the kids piled into the cars and we made our way to the park, where we selected our permanent booknic site in a shady grove of trees, and sat down to a leisurely hour and a half of lunch and booktalks. After the kids got to know one another, they began to expand upon the booktalk by bringing drawings, puppets, etc. to illustrate the book they were talking about.

Costs - whatever the transportation cost may be.

Review - the kids loved selling their books, and they were also an attentive audience. They enjoyed swapping the books after each meeting, and discussing various issues the books sometimes brought up.

Name - Carol Legarreta, Children's Librarian

Library address and telephone number - Temple Terrace Public Library
202 Bullard Parkway, Temple Terrace, FL 33617 988-4731

Evaluation

V. (Continued)

- B. List any different or especially successful programs you would like to share with others.

1. NAME OF PROGRAM: JOURNEY TO SPACE
2. DESCRIPTION OF PROGRAM: Space fiction orientation. Read story from MORE SCI FI TALES ("Alone in Space"). Book talked
STAR WARS, ISLANDS IN THE SKY, GREEN INVASION. Showed pictures from BOOK ABOUT PLANETS.
3. STEP-BY-STEP PROGRAM INSTRUCTIONS: After story and book talk make space ship models from black painted clothes pins and cardboard. Glue and creativity is all you need.
4. COSTS: If clothes pins are on hand none.
5. REVIEW OF PROGRAMS SUCCESS: I find that programs dealing with space are very well received. This one was.
6. NAME: Abby S. Connor
7. LIBRARY ADDRESS AND TELEPHONE NUMBER: Tampa Hillsborough County
Public Library System; North Tampa Branch, 8916 North Blvd.
933-3006

Duplicate this format for each program - add additional sheets.

Evaluation

V. (Continued)

B. List any different or especially successful programs you would like to share with others.

1. NAME OF PROGRAM: Preschool Storyhour Series: "Cackle, Cackle, Mother Goose"
(see flier on reverse)
2. DESCRIPTION OF PROGRAM: Comprised of one orientation meeting and 9 storytime sessions, this series was devised to free staff for SUMMER LIBRARY EXPRESS commitments and still provide programming for ages 3-5. The format featured an opening by library assistant, dividing into 5 small groups for picture-books presented by mothers, then back to the large group for film, craft, game, etc. While this took place in the Meeting Room, there was also one parent-led group of 8-12 two-year-olds and a "non-group" of school-aged brothers and sisters in the Children's Room.
3. STEP-BY-STEP PROGRAM INSTRUCTIONS: _____
Devise program sessions. Register children on first-to-sign-up
basis. Convince mothers to participate! Three volunteers
who were very experienced from working with our preschool programs
in the past were invaluable in setting a good tone and convincing
mothers to volunteer.
4. COSTS: incidental crafts costs
5. REVIEW OF PROGRAMS SUCCESS: This program did happen to reach several new patrons. Success of parent participation was uneven in quality and quantity. Individual talents were spotlighted (i.e. one mom & school-aged daughter showed us how to sign nursery rhymes from Gallaudet College Press's NURSERY RHYMES FROM MOTHER GOOSE IN SIGNED ENGLISH.) Seemed to meet varied needs of different age levels, but was also frustrating to parents who couldn't be with all of their children. Parents got to know each other, and they better appreciate the preparation needed for story-
times.
6. NAME: Linda Vlahon
7. LIBRARY ADDRESS AND TELEPHONE NUMBER: Selby Public Library
1001 Blvd. of the Arts
Sarasota, FL 33577
(813) 366-7303

Duplicate this format for each program - add additional sheets.

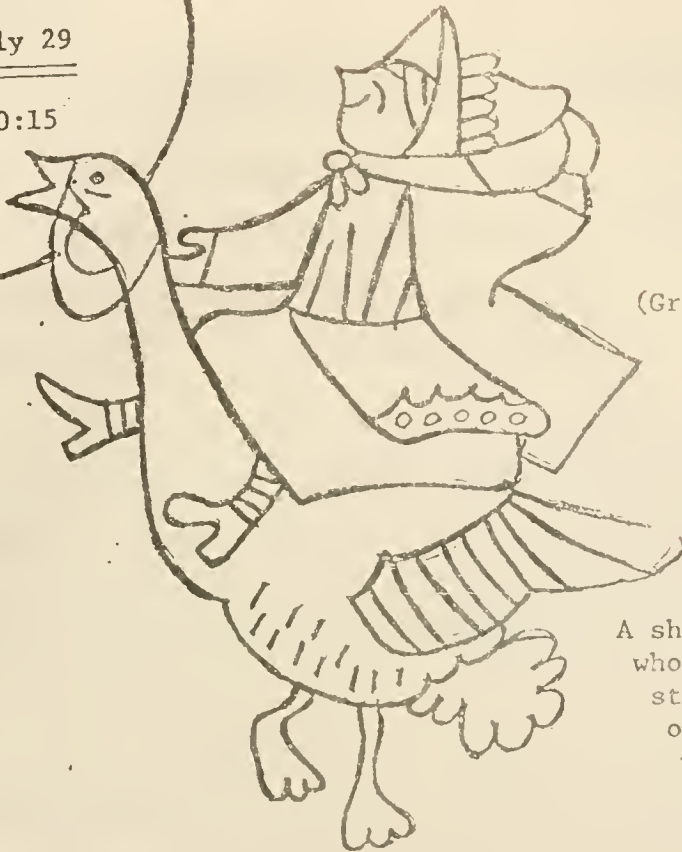
Sarasota, Florida
SELBY PUBLIC LIBRARY'S

CACKLE, CACKLE, MOTHER GOOSE

PRESCHOOL
STORY HOUR
WEDNESDAYS

June 3 - July 29

Time: 9:30 - 10:15



REGISTRATION
REQUIRED

(Group limited to 50 3 - 5-year olds.)

PARENT
PARTICIPATION
WELCOMED

A short orientation meeting for parents who wish to participate in teams as storytellers, songleaders, game leaders, or crafts directors will be held

THURSDAY, MAY 28th - 7:30-8:30 p.m.

Library Meeting Room

- | | | |
|---------|---|--|
| JUNE 3 | - | "HEY, DIDDLE -- <u>C A T S</u> !" |
| JUNE 10 | - | "THIS IS THE WAY TO LONDONTOWN"
From 10:15 - 10:30 a short trip aboard The Meadows' red double-decker bus is scheduled. |
| JUNE 17 | - | "..FOUR AND TWENTY BLACKBIRDS" |
| JUNE 24 | - | "THIS LITTLE PIG" |
| JULY 1 | - | "I SAW A SHIP A-SAILING" |
| JULY 8 | - | "RIDE A COCK-HORSE" |
| JULY 15 | - | "SUGAR AND SPICE AND EVERYTHING NICE"
Featuring stories about girls, and girls in rhymes. |
| JULY 22 | - | "SNIPS AND SNAILS AND PUPPY-DOG TAILS"
Featuring stories about boys, and boys in rhymes. |
| JULY 29 | - | "MOTHER GOOSE COSTUME BALL"
Wear a non-elaborate costume (a plum on your thumb) and we'll guess who you are! |

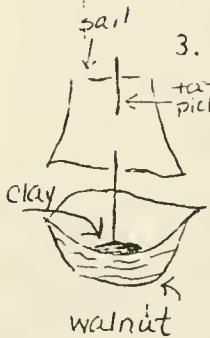
Evaluation

V. (Continued)

8. List any different or especially successful programs you would like to share with others.

1. NAME OF PROGRAM: Sailing, Sailing Over a Deep Tin Tub!

2. DESCRIPTION OF PROGRAM: I began the program by reading poetry about water, boats, and the shore. I found all 7 of these poems in the Anthology of Children's Literature by Edna Johnson



3. STEP-BY-STEP PROGRAM INSTRUCTIONS: After reading the poetry and discussing it, we made tiny sailboats out of walnut shells, toothpicks, construction paper, and modeling clay. When the children completed them, we sailed them in a big tin washtub (filled with water).

4. COSTS: nothing - walnut shells, toothpicks, and clay were donated by staff.

5. REVIEW OF PROGRAMS SUCCESS: Very successful!

Several children came back to the library and told me that they had sailed their boats in their bathtubs and sinks

6. NAME: Lisa McLeod - contact Dan Smith for more information

7. LIBRARY ADDRESS AND TELEPHONE NUMBER: _____

Bradford County Public Library

105 East Jackson Street

Starke, Fla. 32091

(904) 964-6400

Duplicate this format for each program - add additional sheets.

Evaluation

V. (Continued)

- B. List any different or especially successful programs you would like to share with others.

1. NAME OF PROGRAM: Science Fiction

2. DESCRIPTION OF PROGRAM: Youth workers decorated the room with strobe lights, stars, scenes from Star Wars; pictures were flashed as the stories were told.

3. STEP-BY-STEP PROGRAM INSTRUCTIONS: As the story teller, Gene Scott, told the stories, pictures were flashed on the wall of the different characters and scenes.

The children loved the atmosphere created for each story.

4. COSTS: 0

5. REVIEW OF PROGRAMS SUCCESS: This was successful due to the storyteller and his helper-they went all out for creating the special effects-This was for the older children.

6. NAME: Taylor County Public

7. LIBRARY ADDRESS AND TELEPHONE NUMBER: 904-584-4807
403 N. Washington St. Perry, Florida 32347

Duplicate this format for each program - add additional sheets.

V. (Continued)

- B. List any different or especially successful programs you would like to share with others.

1. NAME OF PROGRAM: ~~Train to the Jungle~~

2. DESCRIPTION OF PROGRAM: Film " How the Elephant Got His Trunk"

Song: I Went to the Animal Fair".

Action: Lion Hunt

Stories : Assorted wild animal stories , including " Stand Back Said

3. STEP-BY-STEP PROGRAM INSTRUCTIONS: The Elephant"

Age 4-6 made paper elephant trunks. Pattern traced on newsprint.

The children colored them on both sides with black or gray, cut out.

We punched holes on the upper corners, reinforced them, and put a string through both holes, to tie in the back, with the trunk hanging down over the nose.

4. COSTS: nothing.

5. REVIEW OF PROGRAMS SUCCESS: One of our most successful. They ran around in their trunks making elephant noises and exclaiming to everyone " Stand Back. I'm going to sneeze!"

6. NAME: Virginia Newsom

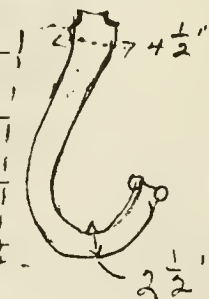
7. LIBRARY ADDRESS AND TELEPHONE NUMBER: _____

Columbia County Public Library

490 North Columbia St.

Lake City , Fla. 32055

755-4100



Duplicate this format for each program - add additional sheets.

Evaluation

V. (Continued)

B. List any different or especially successful programs you would like to share with others.

1. NAME OF PROGRAM: Balloon Animals (Part of a weekly "Boxcar of Stories & Activities")
 2. DESCRIPTION OF PROGRAM: A friend of a staff member and her three sons instructed children and parents in the art of twisting balloons into shapes to make parrots, bees, swords, lovebirds, and mice.
 3. STEP-BY-STEP PROGRAM INSTRUCTIONS: I purchased "birds & bees" and animal balloons from a theatrical supply store. (Also a manual). A week prior to the program the boys showed me how to make the animals and we displayed the results with a poster to advertise the program. The day of the program they demonstrated the technique and divided the children into 3 groups by age.
 4. COSTS: Approximately \$6.00 for balloons and manual
 5. REVIEW OF PROGRAMS SUCCESS: Program was great! We had over 60 people squeaking, blowing, and twisting balloons. The noise was deafening and the enthusiasm overwhelming! Every child took home one to two balloon creatures and they stayed 1½ hours instead of the scheduled 45 minutes. *
 6. NAME: Tamara Davis
 7. LIBRARY ADDRESS AND TELEPHONE NUMBER: Seminole County - Casselberry Branch
527 Highway 17-92
Casselberry, Fl. 32707 (305) 339-4000
- * (Make certain you have access to an electric inflator or some other mechanical device to blow the balloons-they are difficult to blow up)

Duplicate this format for each program - add additional sheets.

Evaluation

V. (Continued)

B. List any different or especially successful programs you would like to share with others.

1. NAME OF PROGRAM: Craft Program grades K thru 5

2. DESCRIPTION OF PROGRAM: Children string paper beads made from magazine pages on yarn to make necklaces.

3. STEP-BY-STEP PROGRAM INSTRUCTIONS: Cut pages into triangular shaped sections. Beginning at base, roll the triangle around a pencil. Place glue on last inch of point and finish rolling up the bead. Thread about 20 beads on yarn & tie ends together.

4. COSTS: None. We used old magazines & left-over yarn.

5. REVIEW OF PROGRAMS SUCCESS: It was well received because
1) no real mess, 2) inexpensive, 3) uncomplicated. We played a story record while the children worked quietly.

6. NAME: Katherine LaFontaine

7. LIBRARY ADDRESS AND TELEPHONE NUMBER: _____

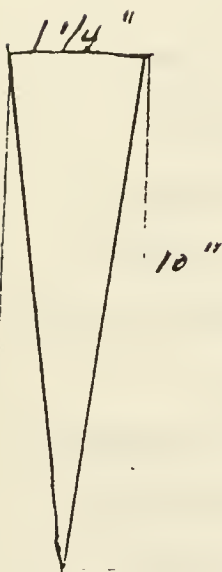
Broward County Library

Deerfield Beach Percy White Branch

837 E. Hillsboro Blvd., DB, Fl. 33441

427-3331 X344

Duplicate this format for each program - add additional sheets.



Evaluation

V. (Continued)

- B. List any different or especially successful programs you would like to share with others.

1. NAME OF PROGRAM: Crafts Around the World

2. DESCRIPTION OF PROGRAM: A different country was represented each

week. In a one hour session, books and stories about the country

or craft were viewed and enjoyed. Then we did the craft itself.

Some children left their crafts for display, and picked them up later.
The program was an eight week series, and presented at two branches each week.
The theme was also carried into the puppet show for that week.

3. STEP-BY-STEP PROGRAM INSTRUCTIONS: Example--Crafts Around the World:

Denmark. Craft: a Troll. Before the craft began, we talked about

Denmark, trolls, and Danish fairy tales using books with colorful illustrations.

A troll story was then told. We went on to do the craft, a troll, using

styrofoam, yarn, pipecleaners, and miniature pom poms. Some were left for display.

4. COSTS: About \$4-\$5 per session.

5. REVIEW OF PROGRAMS SUCCESS: Children seemed to enjoy the sessions.

Parents seemed favorably impressed with the learning experience.

Two children gave up a summer camp session to attend our library craft.

One parent brought in a display to go with our theme that week.

Display of crafts was enjoyed by other adult users.

6. NAME: Donna Kelly

7. LIBRARY ADDRESS AND TELEPHONE NUMBER: _____

Clearwater Public Library

100 N. Osceola ST.

Clearwater, Fla. 33515

Duplicate this format for each program - add additional sheets.

Evaluation

V. (Continued)

B. List any different or especially successful programs you would like to share with others.

1. NAME OF PROGRAM: Dining Car
2. DESCRIPTION OF PROGRAM: Made Chef's hats - Movie about Trains and Green Eggs & Ham, Discussed Dining car and read two stories. Craft.
3. STEP-BY-STEP PROGRAM INSTRUCTIONS: Chef's hat: Bags donated by MacDonalds cut about 4" up back, had 1" band cut out of poster board for band (each child wrote Chef Tam, Jane on band) stapled band to bag. Craft: paper plates, seeds, beans
4. COSTS: popcorn etc., glue. made collage on plates
5. REVIEW OF PROGRAMS SUCCESS: Very good but very messy.
6. NAME: Elsie Quirk Public Library
7. LIBRARY ADDRESS AND TELEPHONE NUMBER: 474-3515
101 Coconut Ave
Englewood, Fl. 33533

Duplicate this format for each program - add additional sheets.

Evaluation

V. (Continued)

B. List any different or especially successful programs you would like to share with others.

1. NAME OF PROGRAM: Make an "Express" Train
2. DESCRIPTION OF PROGRAM: Each child was given materials to make a train car that would be hung up in the children's room
3. STEP-BY-STEP PROGRAM INSTRUCTIONS: All I did was give each child construction, scissors and glue and told them to make a car for our train.
4. COSTS: 0 (supplies on hand)
5. REVIEW OF PROGRAMS SUCCESS: The children loved it and enjoyed seeing their work on our walls.
6. NAME: Paula Coy
7. LIBRARY ADDRESS AND TELEPHONE NUMBER: 2710 W. Davie Blvd
Fort Lauderdale, FL 791-8900

Duplicate this format for each program - add additional sheets.

Evaluation

V. (Continued)

B. List any different or especially successful programs you would like to share with others.

1. NAME OF PROGRAM: "ON-GOING" Craft Program

2. DESCRIPTION OF PROGRAM: hatchback rug - 3' x 3 1/2'.

Picture taken from Sendak's
"Where the wild things are"

3. STEP-BY-STEP PROGRAM INSTRUCTIONS: It took 2 months.

Each time
child worked
on rug - signed
notebook with
date.

Children latchhooked whenever they
came in and wanted to. Librarians
frequently had to take out work of
some children but most did very well.

4. COSTS: About \$40 total

5. REVIEW OF PROGRAMS SUCCESS: _____

Rug to be hung on wall in
picture book section. Notebook will be with

Children & parents asking for another
project.

6. NAME: Grace Rayfester Barbara Rogers.

7. LIBRARY ADDRESS AND TELEPHONE NUMBER: _____

Northeast

Duplicate this format for each program - add additional sheets.

A good program (craft) for children with limited time in library.

Evaluation

v. (Continued)

B. List any different or especially successful programs you would like to share with others.

1. NAME OF PROGRAM: "PAPER CAPERS"
2. DESCRIPTION OF PROGRAM: Different paper craft projects. 5 sessions, 1 hour weekly. Each hour concluded with group getting in a circle to view each other's work.
3. STEP-BY-STEP PROGRAM INSTRUCTIONS: 1) PAPER FOLDING - paper airplanes, had flying contest outside. 2) PAPER RUBBING - crayon rubbings over textured objects. 3) PAPER CUTTING - pre-made butterfly & fish patterns. 4) PAPER COLLAGE - only glue project, used donated magazines. 5) PAPER PEOPLE - paper eyeglass & moustache disguises.
4. COSTS: Minimal - most materials probably on hand.
5. REVIEW OF PROGRAMS SUCCESS: Kids really jumped into the projects! Airplane flying contest and Paper People went over particularly well. Substantial public turn out.
6. NAME: Karen V. Pepper
7. LIBRARY ADDRESS AND TELEPHONE NUMBER: Seminole Branch Library
4711 Central Avenue
Tampa, Florida 33603
(813) 234-1861

Duplicate this format for each program - add additional sheets.

Evaluation

V. (Continued)

B. List any different or especially successful programs you would like to share with others.

1. NAME OF PROGRAM: "Rally With Rubbings"

Make your own rubbings without going to a cemetery.

2. DESCRIPTION OF PROGRAM: An outside resource person presented this program; however, good organization and planning make it a worthwhile and easy presentation to duplicate. Needed materials are: scissors, 12" x 18" rectangles of cardboard to use as pads, newsprint rectangles of slightly smaller size, crayola crayons with paper peeled off - darker colors are better than pastel shades, and pattern-sets of thin cardboard (at least one complete set, with three different themes, for each table).

3. STEP-BY-STEP PROGRAM INSTRUCTIONS: 1) Pre-registration is required. Limit group size according to tables, chairs, adult helpers, and space available. This library limited the size to 24 children, using one table for supplies, and limiting 5 children per table. 2 adults helped as needed. 2) Assemble the scissors, crayons, newsprint, cardboard pads, and pattern-sets at each table. 3) Have tracing models ready. This library used three themes: western, knights and dragons, and space sets were prepared by tracing figures, not to exceed 5" in size, with 6 figures in each set. You can probably think of other exciting and fun themes. Good figures are readily available in your library books. 4) Give brief oral history of rubbings. 5) Using an

4. COSTS: Minimal. easel, demonstrate a rubbing with the common brass wastebasket which has raised designs. 6) Let

5. REVIEW OF PROGRAMS SUCCESS: the children create their own special scenes using the "rubbing" technique.

One of the greatest values of this program was the enthusiasm sparked for the participants to go home and discover other sources for this artform. This program serves as a nice introduction to this increasingly popular artform. The program lasts for about one hour if the pattern sets have been cut ahead of time; if the children do their own cutting so that they can keep the patterns, it will take at least an hour and a half. The

6. NAME: participants did not want to quit and go home.

7. LIBRARY ADDRESS AND TELEPHONE NUMBER: Margaret Stonebrook
1521 Pineapple Ave. 305-254-1739
(Eau Gallie Public Library)
Melbourne, Fl. 32935

* Firestein, Cecily Barth. Rubbing Craft. New York: Quick Fox, 1977.

* Jacobs, G. Walker. Stranger Stop and Cast an Eye: A Guide to Gravestones and Gravestone Rubbing. Brattleboro, Vermont: The Stephen Greene Press, 1973.

The above sources are most helpful for this program.

Duplicate this format for each program - add additional sheets.

Evaluation

V. (Continued)

- B. List any different or especially successful programs you would like to share with others.

1. NAME OF PROGRAM: SALT SCULPTURE
2. DESCRIPTION OF PROGRAM: A craft program: a glass jar or glass (CLEAR)
vase filled with uneven layers of colored salt.
What is needed: 1 lb. box of salt; colored chalk; and a clear
glass jar container.
3. STEP-BY-STEP PROGRAM INSTRUCTIONS: Each child has a piece of
white paper. Pour 2 tablespoons of salt on the paper. Take
one color and rub that piece of chalk into the salt until it is
dissolved and salt is colored. Then pour that colored salt into
glass and begin again with another 2 tbsp. salt and another color.
As you pour salt in glass turn glass slowly.
4. COSTS: Salt - 55c; Chalk - 45c; glass container?
You can buy a pretty glass container or use an extra or empty glass instant
5. REVIEW OF PROGRAMS SUCCESS: The craft results were coffee jar, etc.
beautiful. The prettier the glass container the prettier
the salt sculpture. Several of the mothers took the salt
sculpture from the children because they were so pretty!
6. NAME: Carolyn Caddell
7. LIBRARY ADDRESS AND TELEPHONE NUMBER: _____
South Dade Regional Library PH: 233-8140
10750 S.W. 211 Street
Miami, FL 33189

Duplicate this format for each program - add additional sheets.


Evaluation

V. (Continued)

B. List any different or especially successful programs you would like to share with others.

1. NAME OF PROGRAM: Train to Fairyland

2. DESCRIPTION OF PROGRAM: Various fairy stories; the book "Hinkety-Pinkety
read and discussed, with other ways to make wishes. Ages 4-6 made magic
wands. Ages 7-12 had choice magic wand or magic sword. MAGIC WANDS:

(Simple) Draw crown design  about 3 1/2"X2".on lightweight cardboard(old file cards are

3. STEP-BY-STEP PROGRAM INSTRUCTIONS: perfect), 2 per child to cut out and
cover with heavy duty foil. Staple these (smooth covered side out) on either side of the
end of a double long straw(made by pinching one straw and inserting it into another straw
and pushing firmly in). MAGIC WAND FOR OLDER ONES: Use a star design. Spray paint the used
side of the card silver or gold, draw on blank side. Attach stars to straws as above. After

4. ~~COSTS:~~ attaching decorate with sequins and beads and glittery stuff.

5. ~~REVIEW OF PROGRAMS SUCCESS:~~ Swords: Paint poster board with gold or
silver. Draw sword design(8 swords per poster) Children cut out and decorate with beads,
sequins , glitter , etc. COST: poster board and spray paint.

5. Review: Highly successful. The younger ones had a good time castin spells
and giving ~~XXXXXX~~ wishes. Virginia Newsom

7. LIBRARY ADDRESS AND TELEPHONE NUMBER: Virginia

Columbia County Public Library

490 No. Columbia St.

Lake City , Fla. 32055

755-4100

Duplicate this format for each program - add additional sheets.

Evaluation

29

V. (Continued)

B. List any different or especially successful programs you would like to share with others.

1. NAME OF PROGRAM: Variation of paper airplanes
2. DESCRIPTION OF PROGRAM: Flying Saucers or Frisbees - age 4 - 6
Use crayons to draw designs or pictures and your name on the backs
of 2 paper plates . Add one or two more plates inside for added
weight if needed. Staple around edges with design outside.
3. STEP-BY-STEP PROGRAM INSTRUCTIONS: Play any desired games or races
outside.
4. COSTS: 1½ - 2 ¢ per child for plates.
5. REVIEW OF PROGRAMS SUCCESS:
Highly successful.
6. NAME: Virginia Pn. Newsom
7. LIBRARY ADDRESS AND TELEPHONE NUMBER:
Columbia County Public Library
490 No. Columbia St.
Lake City , Fla. 32055
755-4100

Duplicate this format for each program - add additional sheets.

Evaluation

V. (Continued)

B. List any different or especially successful programs you would like to share with others.

1. NAME OF PROGRAM: "WHISTLE STOP: The Beach"
2. DESCRIPTION OF PROGRAM: Showed film "Uncle Smiley Goes to the Beach" and made sand-cast impressions.

3. STEP-BY-STEP PROGRAM INSTRUCTIONS: 1) fill cardboard boxes with wet sand, 2) collect shells of various sizes and shapes and help children to press them into sand to create impression, 3) mix Plaster of Paris and pour into impressions, 4) with toothpick, initial top of surface and let dry overnight.
4. COSTS: Depends on amount of Plaster of Paris used (at approx. 79¢ per box)
5. REVIEW OF PROGRAMS SUCCESS: Highly successful, especially for those who seldom visit the beach.

6. NAME: Gary F. Frizzell, Director
7. LIBRARY ADDRESS AND TELEPHONE NUMBER: _____
Latt Maxcy Memorial Library
15 North Magnolia Avenue
Frostproof, FL 33843
(813) 635-3773

Duplicate this format for each program - add additional sheets.

Evaluation

V. (Continued)

B. List any different or especially successful programs you would like to share with others.

1. NAME OF PROGRAM: "WHISTLE STOP: The Great Florida Outdoors"
2. DESCRIPTION OF PROGRAM: Showed film "Uncle Smiley Goes Camping" and made nature craft bookmarks.
3. STEP-BY-STEP PROGRAM INSTRUCTIONS: 1) cut poster board into bookmark-sized pieces, punch hole in top and tie yarn through hole, 2) glue assorted flowers, small twigs, pine needles and other items found on a walk through a field to the bookmark, 3) cover with Saran wrap, tape together.
4. COSTS: Minimal -- \$3.00 or less
5. REVIEW OF PROGRAMS SUCCESS: Extremely successful -- the bookmarks became children's most valued possessions!
6. NAME: Gary F. Frizzell, Director
7. LIBRARY ADDRESS AND TELEPHONE NUMBER:
Latt Maxcy Memorial Library
15 North Magnolia Avenue
Frostproof, FL 33843
(813) 635-3773

Duplicate this format for each program - add additional sheets.

Evaluation

V. (Continued)

B. List any different or especially successful programs you would like to share with others.

1. NAME OF PROGRAM: "The Big Top" -- the Circus Town Review.

2. DESCRIPTION OF PROGRAM: This was a multi- talent, fashion pantomining program.

3. STEP-BY-STEP PROGRAM INSTURCTIONS: A. Each child was asked to bring a written description of his/her act. B. There was only one dress rehearsal before the big day. C. Each performance was announced by the RingMaster D. The circus performances ranged from a wide variety of different areas.

Some were songs, dances, fashions, lion& elephant act, The circus was dismissed with a story-skit from the fortune teller--"The Golden Goose."

4. COSTS: Nothing -- Lots of time and effort.

5. REVIEW OF PROGRAMS SUCCESS: Very Funny lots of excitment.

This type of program gave the youngster a real opportunity to display their talents.

6. NAME: Patricia Lightfoot

7. LIBRARY ADDRESS AND TELEPHONE NUMBER: _____

Palmetto Branch Library - 923 6th Street W.

Palmetto, Fla. 722-3333

Duplicate this format for each program - add additional sheets.

Evaluation

V. (Continued)

B. List any different or especially successful programs you would like to share with others.

1. NAME OF PROGRAM: "A Night at the Theatre."
2. DESCRIPTION OF PROGRAM: The library sponsored an evening at the Childrens Theatre for a special production of "Winnie the Pooh."
3. STEP-BY-STEP PROGRAM INSTRUCTIONS: Set-up program with theatre director, Make posters and tickets - send-out notices to area newspapers. Insist on pre-sale tickets only to eliminate "at door" sales.
4. COSTS: Poster boards only.
5. REVIEW OF PROGRAMS SUCCESS: Complete sell-out (at reduced rate). Many, many requests for a repeat of this or similar program.
6. NAME: Florence Mangus
7. LIBRARY ADDRESS AND TELEPHONE NUMBER: Boca Raton Public Library
200 N.W. Second Ave.
Boca Raton, Fl. 33431
Ph. 305-395-2980

Duplicate this format for each program - add additional sheets.

Evaluation

V. (Continued)

B. List any different or especially successful programs you would like to share with others.

1. NAME OF PROGRAM: People to People - "Summer Showers"
2. DESCRIPTION OF PROGRAM: An introduction to theatrical techniques using music, movement and spoken words to depict the adventures of an owl, a cow and a cat as they experience growth and change in themselves as a part of their natural development.
3. STEP-BY-STEP PROGRAM INSTRUCTIONS: The children were divided into 3 groups (to facilitate participation) and were given flashlights and paper to create visual and sound effects at appropriate times. With the assistance of a pianist, a violinist and a percussionist Ms. Taylor presented a story in dance form. The active participation by the audience brought about heightened excitement and intense sensitivity to the presentation.
4. COSTS: The performers supplied all props.
5. REVIEW OF PROGRAMS SUCCESS: Very effective in generating feelings of cooperation and collaboration. It inspired an interest towards good literature, music and dance as well as drama.
6. NAME: Mala Jani and Linda Hamrell
7. LIBRARY ADDRESS AND TELEPHONE NUMBER: Tampa-Hillsborough County Public Library System
900 N. Ashley Street
Tampa, Florida 33602
(813) 223-8950

Duplicate this format for each program - add additional sheets.

Evaluation

V. (Continued)

B. List any different or especially successful programs you would like to share with others.

1. NAME OF PROGRAM: Very Dramatic Fun
2. DESCRIPTION OF PROGRAM: The Director of the Delray Beach Playhouse came with a group of children who had starred in a Playhouse production. They talked about acting and why they enjoyed it and gave dramatic readings. Then (over)
3. STEP-BY-STEP PROGRAM INSTRUCTIONS: This program is easy and inexpensive, but very enjoyable. Contact an area theatre, Playhouse or dramatic group. Let them talk about acting, give dramatic readings, do improvisation, act out scenes from children's classics and involve the children in the audience.
4. COSTS: None
5. REVIEW OF PROGRAMS SUCCESS: This was a very successful program in terms of participation, active interest and fun.
I really feel the children felt interested enough to try out for plays at the playhouse, church or school.
6. NAME: Julie Robinson, Children's Librarian
7. LIBRARY ADDRESS AND TELEPHONE NUMBER: Delray Beach Library
29 S.E. 4th Ave. Delray Beach, Florida 33444

Duplicate this format for each program - add additional sheets.

Evaluation

V. (Continued)

- B. List any different or especially successful programs you would like to share with others.

1. NAME OF PROGRAM: Western Town Review
2. DESCRIPTION OF PROGRAM: It was a skit , performed by the staff and volunteers; with background music and taped narration.
3. STEP-BY-STEP PROGRAM INSTRUCTIONS: We traveled back into the life and time of people in the old, old West. We reviewed everyday real life situations -- law and criminals, can-can dancers marriages, revivals, medicine men and a host of other exciting events.
4. COSTS: Nothing. Backdrop of Old Western town was made by staff
5. REVIEW OF PROGRAMS SUCCESS: Very Successful^{artist}
The program lasted one hour. We were honored with quite a number of parents attending. They all complimented the program success.
6. NAME: Patricia Lightfoot
7. LIBRARY ADDRESS AND TELEPHONE NUMBER: Palmetto Branch Library 923 6th Street W.
Palmetto, Florida 33561 722-3333

Duplicate this format for each program - add additional sheets.

Evaluation

V. (Continued)

B. List any different or especially successful programs you would like to share with others.

1. NAME OF PROGRAM: "GOING PLACES" -
2. DESCRIPTION OF PROGRAM: ^{INTRODUCTION} Used the film "The Red Balloon" ^{CHOICE OF} Each child who attended chose a balloon of their color, attached a message, & we launched them in back of library.
3. STEP-BY-STEP PROGRAM INSTRUCTIONS: ordered 1 Gross (144) #10" balloons
1 Helium tank (filled up to 40 balloons)
a \$20.00 Helium tank would fill up to 72 balloons. Children wrote their name & our library
4. COSTS: \$4.75 balloons \$10.00 Helium tank phone #. Prizes of books given for balloon found. The greatest distance away
5. REVIEW OF PROGRAMS SUCCESS: The program was a tremendous success. The children want one next year. A deposit maybe required on the bigger tank
6. NAME: _____
7. LIBRARY ADDRESS AND TELEPHONE NUMBER: 261-1571
Faulkner Branch Library
6869 S.W. 8th
Miami, Fla 33155

Evaluation

V. (Continued)

B. List any different or especially successful programs you would like to share with others.

1. NAME OF PROGRAM: Grand Finale "Tom Sawyer".
2. DESCRIPTION OF PROGRAM: For our grand finale I chose what I hoped
would be a perfect film for a summer's entertainment. The Reader's
Digest color musical adaptation of Mark Twain's classic "Tom Sawyer"
was a delight both visually and musically. Because of the anticipated
3. STEP-BY-STEP PROGRAM INSTRUCTIONS: crowd, I showed the film twice.
It was very well received and I can recommend it highly.
4. COSTS: Film rental \$75.00
5. REVIEW OF PROGRAMS SUCCESS:
6. NAME: Nancy M. Wakeley
7. LIBRARY ADDRESS AND TELEPHONE NUMBER:
Fort Myers-Lee County Public Library
2050 Lee Street
Fort Myers, FL 33901
813 334-3992

Duplicate this format for each program - add additional sheets.

Evaluation

V. (Continued)

B. List any different or especially successful programs you would like to share with others.

1. NAME OF PROGRAM: SUPER-8 FILM-MAKING
2. DESCRIPTION OF PROGRAM: TOGETHER WITH A GROUP OF SIX KIDS, WE WROTE, FILMED, ACTED IN AND EDITED A SUPER-8 MOVIE.
3. STEP-BY-STEP PROGRAM INSTRUCTIONS: WE WERE DONATED THE USE OF A SUPER-8 MOVIE CAMERA, A TRIPOD, AND A SPOT LIGHT. ^(AND EDITING) THE SCRIPT WE WROTE AS A GROUP. EACH MEMBER OF THE GROUP HAD A CHANCE TO FILM ACT AND CONTROL THE LIGHTING. ONE OF THE MEMBERS DID THE EDITING.
4. COSTS: FILM - 5 ROLLS - ABOUT 6.00 EACH
PROCESSING - ABOUT 3.00 EACH
5. REVIEW OF PROGRAMS SUCCESS: EXCELLENT! RECEIVED GOOD PUBLICITY, HAD A GREAT TIME & INVOLVED A FAIR AMOUNT OF CHILDREN.
6. NAME: TERRY NOLAN
7. LIBRARY ADDRESS AND TELEPHONE NUMBER: LAUDERHILL LIBRARY
1174 NW 42 WAY
LAUDERHILL, FL

Evaluation

V. (Continued)

- B. List any different or especially successful programs you would like to share with others.

1. NAME OF PROGRAM: Cup Cake decorating for all occasions
2. DESCRIPTION OF PROGRAM: I furnished the cup cakes and our guest brought her decorating tips & the icing
3. STEP-BY-STEP PROGRAM INSTRUCTIONS: Our guest speaker demonstrated the use of each tip from making flowers to more elaborate icings like Miss Piggy & Snoopy. Then she made the children & parents decorate their own cup cakes & we all had a lot of icing & cup cakes to last us for another year! It was fun.
4. COSTS: \$2.00
5. REVIEW OF PROGRAMS SUCCESS: Well attended with parents joining their kids. We had 30 kids and 20 adults
6. NAME: Iris Gowanny
7. LIBRARY ADDRESS AND TELEPHONE NUMBER: Peninsular Branch Library (THPLS) 3909 Neptune St. Tampa 33609

Evaluation

V. (Continued)

B. List any different or especially successful programs you would like to share with others.

1. NAME OF PROGRAM: Dining car special
2. DESCRIPTION OF PROGRAM: Program was devoted to discussion and sampling of natural food snacks. Youngsters were encouraged to talk about what is good for them to eat and why, they were able to sample 2 kinds of "healthy" candy, and one no-cook sandwich spread which was the "mystery" item.
3. STEP-BY-STEP PROGRAM INSTRUCTIONS: Cookbooks (particularly with recipes emphasizing healthy eating habits) from the Childrens' section were displayed and their contents were discussed. Candies had been made at home, and were served while children guessed the ingredients. "Diary of a stomach" and "Hob nob" were read while children enjoyed cracker and bean spread snack.* Discussion was so lively there wasn't time for filmstrip which had been planned.
4. COSTS: \$15.00 to provide enough for about 50 children
5. REVIEW OF PROGRAMS SUCCESS: Children seemed to thoroughly enjoy the program. Most were quite willing to sample the snacks, and wanted recipes for the samples. Be sure to ask about any food allergies before serving snacks to the children!
6. NAME: Mary B. Morris
7. LIBRARY ADDRESS AND TELEPHONE NUMBER: 1060 Shoreline Drive,
Gulf Breeze, Florida 32561 904-932-5166

Duplicate this format for each program - add additional sheets.

*Also used knock-knocks and riddles about food to punctuate discussion and serve as "break" when introducing another snack.

Evaluation

V. (Continued)

B. List any different or especially successful programs you would like to share with others.

1. NAME OF PROGRAM: Donuts
2. DESCRIPTION OF PROGRAM: Children's librarian brought down mini-donut trailer - showed children how she made donuts - each child got two - showed film "Doughnuts" (Homer Price). Read "Doughnut" (chapter book).
3. STEP-BY-STEP PROGRAM INSTRUCTIONS: _____

4. COSTS: Materials to make doughnuts - rental of film - (previously booked so unavailable through state library)
5. REVIEW OF PROGRAMS SUCCESS: Children enjoyed watching movie - then hearing story read - then seeing the donut machine in operation
6. NAME: Bonnie C. Maxson
7. LIBRARY ADDRESS AND TELEPHONE NUMBER: 600 Orange St.
Leesburg, FL 33748 - 904-787-4313, Ext. 257

There are other donut machines in other areas of Florida whose owners might be willing to do this for a public library
Duplicate this format for each program - add additional sheets.

Evaluation

V. (Continued)

B. List any different or especially successful programs you would like to share with others.

1. NAME OF PROGRAM: Pancakes, Pancakes, Pancakes!
2. DESCRIPTION OF PROGRAM: We read the book, Pancakes, Pancakes, by Eric Carle, and then cooked our own pancakes in the library.
3. STEP-BY-STEP PROGRAM INSTRUCTIONS: After reading the story, Pancakes, Pancakes, we reviewed the steps that the young boy in the story took in order to make his pancakes. We used pancake ingredients, paper and plastic eating utensils, cooking utensils, and a hotplate.
4. COSTS: nothing - I donated the minimal amount of food that was necessary
5. REVIEW OF PROGRAMS SUCCESS: Excellent!
The children not only learned the steps to making pancakes, but they also learned about kitchen safety. They thoroughly enjoyed eating the pancakes.
6. NAME: Lisa McLeod - contact Dan Smith for more information
7. LIBRARY ADDRESS AND TELEPHONE NUMBER: Bradford County Public Library
105 E. Jackson Street
Starke, Fla. 32091
(904) 964-6400

Duplicate this format for each program - add additional sheets.

Evaluation

V. (Continued)

B. List any different or especially successful programs you would like to share with others.

1. NAME OF PROGRAM: Yum, Yum Youngin' Food!
2. DESCRIPTION OF PROGRAM: A nutritious food demonstration addressing the "Latch-Key" phenomenon (children who are at home much of the time by themselves because their parents work)
3. STEP-BY-STEP PROGRAM INSTRUCTIONS: An agent from our county extension office presented an excellent program for children who often have to prepare their own meals or afterschool snacks. She discussed the four food groups and provided an ample amount of nutritious foods to sample. The children learned how to prepare simple foods that they could eat at home or carry with them during the day.
4. COSTS: None
5. REVIEW OF PROGRAMS SUCCESS: Very successful!
It was extremely educational. Many of the children who attended were often left at home by themselves, and therefore took home a wealth of information.
6. NAME: Lisa McLeod - contact Dave Smith for more information
7. LIBRARY ADDRESS AND TELEPHONE NUMBER: Bradford County Public Library
105 E. Jackson Street
Starke, Fla. 32091

Duplicate this format for each program - add additional sheets.

Evaluation

V. (Continued)

- B. List any different or especially successful programs you would like to share with others.

1. NAME OF PROGRAM: Dungeons and Dragons
2. DESCRIPTION OF PROGRAM: D&D is a fantasy role-playing game developed by TSR games, INC. It is fairly complex and recommended for older children.

3. STEP-BY-STEP PROGRAM INSTRUCTIONS: We had two groups: intermediate and advanced. Each met once a week. One player was appointed Dungeon Master. He/she prepared a dungeon for the group to adventure through. Each individual player has developed one or more characters (Elves, dwarves, fighters, magic users, etc) and as a group we explore the dungeon. Once inside we will happen upon various predicaments - be called upon to fight monsters and dragons - and in the process acquire various skills and treasures.

4. COSTS: DUNGEON MASTER'S GUIDE, PLAYER'S MANUAL, MONSTER DICE (approx \$5) and MODULES (approx \$4 each)
5. REVIEW OF PROGRAMS SUCCESS: The game is enjoying

so much popularity now - that I had no trouble getting a group together. It attracted a very creative bunch of kids - most of whom were already players. A lot of them had played in school - since the game is so addictive - they were anxious for somewhere

6. NAME: Terry Nolan

7. LIBRARY ADDRESS AND TELEPHONE NUMBER: _____

Lauderhill Library
1174 NW 42 Way
Lauderhill, FL 33313
(305) 792-8114

else to play
It is one
of the
few program
I've hit
upon that
brought th
YOUNG ADULT
Crowd into
the library

V. (Continued)

B. List any different or especially successful programs you would like to share with others.

1. NAME OF PROGRAM: Train to the Past

2. DESCRIPTION OF PROGRAM: "Old fashioned" stories and games.

Taught and played the clapping game "Pease porridge hot".

Ages 4-6 played London Bridge and Drop the handkerchief.

Ages 7-12 played Marching Round the Levee and Button Button Who's

3. STEP-BY-STEP PROGRAM INSTRUCTIONS: Got the Button. Crafts:

Ages 4-6 folded construction paper fans. Ages 7-12 made "stained glass"

Squares of newsprint (about 8"x8") were used. Children drew a design with

black marker (geometric designs best) and crayoned it in with bright color

Baby oil was rubbed into the back of the drawing. It becomes translucent.

4. COSTS: One sheet construction paper per child.

5. REVIEW OF PROGRAMS SUCCESS: _____

Very successful

6. NAME: Virginia Newsom

7. LIBRARY ADDRESS AND TELEPHONE NUMBER: _____

Columbia County Public Library

490 No. Columbia St.

Lake City, Fla. 32055

755-4100

Duplicate this format for each program - add additional sheets.

Evaluation

V. (Continued)

B. List any different or especially successful programs you would like to share with others.

1. NAME OF PROGRAM: Who done it?
2. DESCRIPTION OF PROGRAM: Quiz program concerning "facts" of various literary characters in children's literature.
3. STEP-BY-STEP PROGRAM INSTRUCTIONS: Divide audience into two teams. Call on person from Team I to select a question from the board. If he can answer it, he scores one point. If he can't, anyone on his team can answer for the
4. COSTS: same point. If not, Team II gets a
5. REVIEW OF PROGRAMS SUCCESS: Chance at same question. Not turn goes to Team II anyway.
6. NAME: 50 questions were made up by the librarian using characters in picture books and other children's books.
7. LIBRARY ADDRESS AND TELEPHONE NUMBER: Ruth Stein
Tamarac Library
8601 West McNeil Road
Tamarac, Fla 33321
712-0710

Zero cost.

Duplicate this format for each program - add additional sheets.

This program was extremely successful, because the children had to use their little heads to remember things they had once read & was read to. Each child played an active role in this game.

Evaluation

V. (Continued)

B. List any different or especially successful programs you would like to share with others.

1. NAME OF PROGRAM: "CREATURE FROM THE DEEP"
2. DESCRIPTION OF PROGRAM: Eric Butler, a Sarasota resident, arrived for the program all dressed up in his deep sea diving gear, complete with mask, snorkel, fins, etc. He explained all about the sport of diving, how to use the equipment, and water safety procedure. Then he showed very interesting slides of scuba diving including many underwater scenes of marine life.
3. STEP-BY-STEP PROGRAM INSTRUCTIONS: I contacted this speaker through his mother, who is the Head Librarian here at Gulf Gate Library. He brought his own projector and screen and set up in advance of the children arriving.
4. COSTS: no cost
5. REVIEW OF PROGRAMS SUCCESS: This was a very popular program with the children as some of them already are scuba diving and they could ask very intelligent questions of the speaker.
6. NAME: Mary D. Roosa
7. LIBRARY ADDRESS AND TELEPHONE NUMBER: Gulf Gate Library, 2264 Gulf Gate Drive, Sarasota, Florida 33581 phone (813) 921-5901

Duplicate this format for each program - add additional sheets.

Evaluation

V. (Continued)

B. List any different or especially successful programs you would like to share with others.

1. NAME OF PROGRAM: Model Railroading
2. DESCRIPTION OF PROGRAM: We began our summer program with an emphasis on this year's theme. Bruce Raykiewicz, model train enthusiast, came dressed in authentic railroading outfit. He set up a display of model trains and tracks and ran them to accompanying sound effects. Also
3. STEP-BY-STEP PROGRAM INSTRUCTIONS: demonstrated a steam engine which he is in the process of assembling. He brought his collection of books on the subject and spent a long time with the children and parents at two separate programs demonstrating and answering questions. The program were enhanced by the showing of two very funny 16mm color films on model
4. COSTS: railroading which we received free of charge from the Kalmbach
5. REVIEW OF PROGRAMS SUCCESS: Publishing Company, publishers of Model Railroader Magazine. They also sent at no charge 200 booklets on the subject. The films were located through the Educator's Guide to Free Films. We prefaced our programs with some introductory railroading
6. NAME: folklore and group singing of familiar railroading songs.
7. LIBRARY ADDRESS AND TELEPHONE NUMBER: Nancy M. Wakeley
Fort Myers-Lee County Public Library
2050 Lee Street
Fort Myers, FL 33901
813 334-3992

Duplicate this format for each program - add additional sheets.

Evaluation

V. (Continued)

B. List any different or especially successful programs you would like to share with others.

1. NAME OF PROGRAM: Sea Shell Study Council
2. DESCRIPTION OF PROGRAM: Through all phases of
Collecting Sea Shells; Cleaning;
Collecting; Identification; Data
Types & Cataloging
3. STEP-BY-STEP PROGRAM INSTRUCTIONS: See attached
formats
4. COSTS: \$6.00 = Cleaning Chemicals & plastic bags
5. REVIEW OF PROGRAMS SUCCESS: The, love, it!
Especially The Field Collecting
6. NAME: Marathon Branch of Marine Club, Inc.
7. LIBRARY ADDRESS AND TELEPHONE NUMBER: 3103 O/S Hwy
Marathon, Fla. 33050

Duplicate this format for each program - add additional sheets.

Evaluation

V. (Continued)

B. List any different or especially successful programs you would like to share with others.

1. NAME OF PROGRAM: Shell Cleaning Part I
2. DESCRIPTION OF PROGRAM: Showed Children how to
remove animal from shell and
How to clean the outside. They each
Selected Shells and did their own.
3. STEP-BY-STEP PROGRAM INSTRUCTIONS: 4 Steps ① Collect
live shells on rocks at shore ② Place in
alcohol ③ Place shells in strong detergent
④ Remove animal with hair pins
4. COSTS: \$6.00 Cleaning Chemicals
5. REVIEW OF PROGRAMS SUCCESS: Children had fun
Same as if dyeing easter
eggs.
6. NAME: Marathon Branch of Monroe Co Pub Lib
7. LIBRARY ADDRESS AND TELEPHONE NUMBER: 3103 O/S Hwy
Marathon, Fla 33050

Duplicate this format for each program - add additional sheets.

Evaluation

V. (Continued)

- B. List any different or especially successful programs you would like to share with others.

1. NAME OF PROGRAM: Shell Cleaning Part II
2. DESCRIPTION OF PROGRAM: Showed Children How To
Clean outside. They each did Their own. Using
Library books we identified The Shells; wrote
data Tags and # The Shell for cataloging
3. STEP-BY-STEP PROGRAM INSTRUCTIONS: Place Shells in
Container w/ Bleach. Named Shells = had Children
Write name on prepared data Tags = Samples
enclosed.
4. COSTS: free
5. REVIEW OF PROGRAMS SUCCESS: Children were
Proud of The finished Shells
plus they learned how to use
books for the I.D.ing
6. NAME: Marathon Branch of Monroe Co Pub Lib.
7. LIBRARY ADDRESS AND TELEPHONE NUMBER: 3103 O/S Hwy
Marathon, Fla 33050

Duplicate this format for each program - add additional sheets.

Shell Name:

53

Spiny Periwinkle

Found:

Fla. Keys, May 81

00.1

Younger Childrens
Data Tags

Shell Name:

Bleeding Tooth

Found:

Fla Keys May 1981

00.3

Family Neritidae
 Genus Merita 00.4
 Specie pelorowta 1758
 Locality Fla Keys, Molasses
 Remarks Key, Gulf side off
7 mile bridge on rocks
at tide line, 23 V 81
Coll. by Cheryl Richardson

Family Neritidae
 Genus Nerita
 Specie versicolor Gmelin
 Locality _____
 Remarks _____

Melongeidae

Family _____
 Genus _____

Family Littorinidae
 Genus Tectarius
 Specie auricatus Linne 1758
 Locality _____
 Remarks _____

Family _____
 Genus _____
 Specie _____
 Locality _____
 Remarks _____

Family _____
 Genus _____

Family Neritidae
 Genus Nerita
 Specie Tessellata Gmelin
 Locality _____
 Remarks _____

Family _____
 Genus Melangena
 Specie Corona Gmelin
 Locality _____
 Remarks _____

Older Children's Data Tags

Family _____
 Genus _____
 Specie _____
 Locality _____
 Remarks _____

Older Children's

Family _____
 Genus _____
 Specie _____
 Locality _____
 Remarks _____

Family _____
 Genus _____

Evaluation

V. (Continued)

B. List any different or especially successful programs you would like to share with others.

1. NAME OF PROGRAM: Field Collecting for Shells

2. DESCRIPTION OF PROGRAM: Took Children To
beach To hunt Shells. They
also went Swimming

3. STEP-BY-STEP PROGRAM INSTRUCTIONS: I had help
from Several Volunteers

4. COSTS: \$3.00 for Ice Cubes

5. REVIEW OF PROGRAMS SUCCESS: _____

6. NAME: Wanda Lee Brown - Thompson

7. LIBRARY ADDRESS AND TELEPHONE NUMBER: _____

3102 S. 1st St.

Lawrence, KS 66044

Duplicate this format for each program - add additional sheets.

Evaluation

V. (Continued)

B. List any different or especially successful programs you would like to share with others.

1. NAME OF PROGRAM: Circus Train
2. DESCRIPTION OF PROGRAM: The circus was our theme for this program. We invited a representative from the circus to come and talk with the children. After his talk the children formed a line and took a train ride through the library in follow the leader form. Each child was then given a helium filled balloon to be let go at the front of the library. This was followed by craft projects.
3. STEP-BY-STEP PROGRAM INSTRUCTIONS: As each child arrived, his or her name was written on a slip of paper which was to be a message inside the balloon. The message asked that if anyone found the balloon to call the child or the library, so that they would know how far the balloon had traveled.
4. COSTS: \$12.00 for helium, Balloons were donated.
5. REVIEW OF PROGRAMS SUCCESS: Children enjoyed seeing all the different colored balloons, and were very anxious to know if anyone would find their balloon.
6. NAME: Cris Walton
7. LIBRARY ADDRESS AND TELEPHONE NUMBER: ✓
Elsie Quirk Public Library
101 Cocoanut Avenue
Englewood, Florida 33533 474-3515

Duplicate this format for each program - add additional sheets.

Evaluation

V. (Continued)

B. List any different or especially successful programs you would like to share with others.

1. NAME OF PROGRAM: Ghost Canyon Siding
2. DESCRIPTION OF PROGRAM: This hour and a half program was broken into 3 parts: 1) Haunted tunnel 2) Film "Ghosts & Ghoulies 3) Craft: haunted house with sliding partition. As children left, they received a haunted house maze and a bookmark "Tombstone Territory".
3. STEP-BY-STEP PROGRAM INSTRUCTIONS: Since we had 88 children, they were divided into groups by giving each a tag with a vowel on it. Then we turned the lights down and made spooky sounds - aaaa eee iii etc. Next each group crawled through the haunted tunnel made from two refrigerator boxes. Ideas for things to put into the tunnel came from two books: "Good Cents" by Amazing Life Games Company, and "A pumpkin in a pear tree" by Ann Cole. When they emerged from the tunnel, they found three puppet stages of various sizes. These were hidden from the rest of the group by a large screen. There was a large spider hanging in one, a skeleton with black light on it in another and in the third was a person dressed like
4. COSTS: construction paper for craft.
5. REVIEW OF PROGRAMS SUCCESS: The children were very enthusiastic and mentioned the program several times in the weeks that followed. Some wanted to know how to make the tunnel and had their own party with one at home.
6. NAME: Marjorie M. Angilly
7. LIBRARY ADDRESS AND TELEPHONE NUMBER: Hialeah Kennedy Library
190 West 49 Street, Hialeah 33012 687-2707



Dracula. A tape of haunted house sounds was played during this time.

After everyone had been through the tunnel, we showed the movie.

Then we stayed in our groups, made a circle and did our craft. We had to work off of the floor which the children did not mind. We found it harder to supervise them this way, compared to working off of tables.

Evaluation

V. (Continued)

B. List any different or especially successful programs you would like to share with others.

1. NAME OF PROGRAM: The Kite Line
2. DESCRIPTION OF PROGRAM: A speaker from a local kite shop talked about the history of kites ~~and~~ using examples from his shop. Afterward we made paper bag kites and the kids flew them in the park.
3. STEP-BY-STEP PROGRAM INSTRUCTIONS: for kite assembly
library masking tape, scissors, & crayons were used
The lines to be cut were traced on bags beforehand
Some colored while others cut so personalized instructions could be given to each group
4. COSTS: \$1.00 for 50 grocery bags \$2.50 for kite string ^{free toilet paper rolls for spoils.}
5. REVIEW OF PROGRAMS SUCCESS: We got a good turn-out (for us) So good that mothers had to help with the craft part of the program. It was advertised in the Miami Herald but even so it was an exceptional showing.
6. NAME: Melinda Munger
7. LIBRARY ADDRESS AND TELEPHONE NUMBER: Coconut Grove Branch
2875 McFarlane Rd
Miami, FL, 33133 444-1866
I'll send copies of the kite instructions.

Duplicate this format for each program - add additional sheets.

Evaluation

V. (Continued)

B. List any different or especially successful programs you would like to share with others.

1. NAME OF PROGRAM: Make-a-mystery

2. DESCRIPTION OF PROGRAM: "Elizabeth & the marsh mystery" had been booked from SFL--program on codes was developed to show different kinds of "detective" work. Books on code and cipher were displayed, and children, as a group, solved codes which were displayed on flip chart.

3. STEP-BY-STEP PROGRAM INSTRUCTIONS: 3 types of code or cipher were prepared, each containing a message about the Summer Reading Program. A 4th, an offset substitution code, was reproduced and given out as a take-home project for those who wanted to pursue the subject. We began with the simplest to solve (a message wrapped around a tube), then went to a simple letter substitution, and finally did a tic-tac-toe code.

4. COSTS: -0-

5. REVIEW OF PROGRAMS SUCCESS: Children loved it! It took almost no time to prepare once the types of codes were decided upon, and provided a challenge to the children to make their own secret messages.

6. NAME: Mary B. Morris

7. LIBRARY ADDRESS AND TELEPHONE NUMBER: 1060 Shoreline Drive,

Gulf Breeze, Florida 32561 904-932-5166

Duplicate this format for each program - add additional sheets.

Evaluation

V. (Continued)

B. List any different or especially successful programs you would like to share with others.

1. NAME OF PROGRAM: "ME BOOKS"
2. DESCRIPTION OF PROGRAM: The children created an autobiography of themselves in six one-hour sessions, starting with the writing, and ending with the binding of a bona fide book that was approximately the size of an autograph book when completed. Twenty children participated.
3. STEP-BY-STEP PROGRAM INSTRUCTIONS: Week 1,2,3 - Rough draft of all pages are written (title page, vital statistics, photograph, family page, sketches of family, pet and hobby page, school days, friends, vacations, foods I like, my library and favorite book, hand print, future plans, autographs.)
Week 4- Recopy Week 5-Sew pages and cover card board with cloth Week 6- Finish binding
4. COSTS: \$3.00 fabric \$7.00 film = \$10.00
5. REVIEW OF PROGRAMS SUCCESS: The children had a feeling of accomplishment and pride in what they had done. I'm sure these little books will be keepsakes they'll treasure for years. Incidentally, we used the the Summer Library Express seals on the inside cover.
6. NAME: Marlene Lee, Children's Librarian
7. LIBRARY ADDRESS AND TELEPHONE NUMBER: 1298 N.E. 37th St.
Oakland Park, FL 33334 305-561-6160

Duplicate this format for each program - add additional sheets.

Evaluation

V. (Continued)

B. List any different or especially successful programs you would like to share with others.

1. NAME OF PROGRAM: SOUL TRAIN
2. DESCRIPTION OF PROGRAM: We were
pleased at the response to the hair-
braiding demonstration at this program,
and hope to expand upon it for Afro-
American History Month.
("Cornrows" is an old-fashioned
term, reminiscent of slavery, according
to our young people--"plaiting" is
something else, too.)
3. STEP-BY-STEP PROGRAM INSTRUCTIONS:
One teenager came with her hairstyle
braided, and she and a friend braided
the hair of two preteen girls. The
complete braiding can take from 30-min.
to an hour or more. We had on hand
beads (it's less expensive to buy them
at a craft store) and the wide-toothed
combs with big handles. Hand out photos
to both the models and hair stylists at the end.
4. COSTS: \$2 for beads
5. REVIEW OF PROGRAMS SUCCESS: reached an
audience that we had not felt we had
reached before--GUYS AS WELL AS GIRLS.
Feature Stevie Wonder biographies,
Cornrows by Camille Yarbrough, The Black
Woman's Beauty Book by Laverne Powlis,
issues of JET, etc. (There was some
initial self-consciousness for models &
stylists.)
6. NAME: Linda Vlahon & Betty Johnson
7. LIBRARY ADDRESS AND TELEPHONE NUMBER:
Selby Public Library
1001 Blvd. of the Arts
Sarasota, FL 33577



(A final note--Friday afternoon is "the Pits" for a scheduling slot--our last year's Thursday evening was a much better time for this age group.)

Duplicate this format for each program

Evaluation

V. (Continued)

- B. List any different or especially successful programs you would like to share with others.

1. NAME OF PROGRAM: Teen Volunteer Program
2. DESCRIPTION OF PROGRAM: Each teen volunteer worked 4 hours per week, for the duration of the summer program, in the Children's & YA-AV Departments.
3. STEP-BY-STEP PROGRAM INSTRUCTIONS: Team work was essential by the staff of the two departments involved, altho 1 staff member coordinated plans and work. ***Organizational meeting of staff and volunteers. ****A daily sign-in sheet, poster size schedule, and name tags. **** The main function was recording what was read by the children enrolled in the summer reading program. **** Other functions were assistance in the preparation of special summer programs, shelf reading, control of the broadcaster, and some clerical duties. ****A party and presentation of appreciation certificates held the last week.
4. COSTS: Minimal, approx. \$100. for party supplies, food, postage.
5. REVIEW OF PROGRAMS SUCCESS: 60 Teen Volunteers participated. Both the teen Volunteers and the library benefitted from the program. Due to close supervision no problems of any consequence were noted.
6. NAME: Marsha McGrath
7. LIBRARY ADDRESS AND TELEPHONE NUMBER: Clearwater Public Library
100 No. Osceola Ave, Clearwater, FL 33515
813-462-6800

Duplicate this format for each program - add additional sheets.

Evaluation

V. (Continued)

- B. List any different or especially successful programs you would like to share with others.

1. NAME OF PROGRAM: "WHISTLE STOP: Tomorrowland"
2. DESCRIPTION OF PROGRAM: Radio Shack computer representative
demonstrated home computer systems, using programs
designed specifically for children.
3. STEP-BY-STEP PROGRAM INSTRUCTIONS: Contact local Radio
Shack (or other electronics store) outlet --
they will be happy to do this as part of their sales/
public relations program. No special set-up is
needed.
4. COSTS: None
5. REVIEW OF PROGRAMS SUCCESS: Very successful and timely.
6. NAME: Gary F. Frizzell, Director
7. LIBRARY ADDRESS AND TELEPHONE NUMBER: _____
Latt Maxcy Memorial Library
15 North Magnolia Avenue
Frostproof, FL 33843
(813) 635-3773

Duplicate this format for each program - add additional sheets.

Evaluation

V. (Continued)

B. List any different or especially successful programs you would like to share with others.

1. NAME OF PROGRAM: Communication through Dance
2. DESCRIPTION OF PROGRAM: Jean Bochette, professional dancer and local dance instructor, assisted by three dancers, presented two enchanting programs on the art of the Dance. One student dancer modeled the various costumes used, and demonstrated the classic movements of
3. STEP-BY-STEP PROGRAM INSTRUCTIONS: ballet and jazz. Teacher and student demonstrated two children's dances and then the audience joined in. Jazz and acrobatic dance performances rounded out the program with the addition of a "signed" dance performance of "Three Blind Mice". This was unplanned, but was a perfect tie-in to our previous week's
4. COSTS: program on sign language.
5. REVIEW OF PROGRAMS SUCCESS: _____

6. NAME: Nancy M. Wakeley
7. LIBRARY ADDRESS AND TELEPHONE NUMBER: _____
Fort Myers-Lee County Public Library
2050 Lee Street
Fort Myers, FL 33901
813 334-3992

Duplicate this format for each program - add additional sheets.

Evaluation

V. (Continued)

- B. List any different or especially successful programs you would like to share with others.

1. NAME OF PROGRAM: "THE MUSIC GOES ROUND AND ROUND"
2. DESCRIPTION OF PROGRAM: Members of the New College Music Festival Brass Trio performed on trumpet, trombone, and french horn several selections by Beethoven and Poulenc. The Brass Trio members, all college students, explained about their various instruments, told about the lives of the composers, and entertained the whole Library with a very interesting and entertaining program.
3. STEP-BY-STEP PROGRAM INSTRUCTIONS: I contacted the Faculty of the New College Music Festival as soon as the office was open for the Festival sessions and asked for a group that would be of interest to school age children. This group was very well received and a good choice.
4. COSTS: no cost
5. REVIEW OF PROGRAMS SUCCESS: The aim this year was for a variety of programs for the school age child. This was a rousing way to start off the summer series and created a lot of enthusiasm among the children.
6. NAME: Mary D. Roosa
7. LIBRARY ADDRESS AND TELEPHONE NUMBER: Gulf Gate Library, 2264 Gulf Gate Drive, Sarasota,
Florida 33581 phone (813) 921-5901

Duplicate this format for each program - add additional sheets.

Evaluation

V. (Continued)

- B. List any different or especially successful programs you would like to share with others.

1. NAME OF PROGRAM: People to People - "The Art of the 88"
2. DESCRIPTION OF PROGRAM: Purpose: To illustrate the versatility of the piano as an interesting solo instrument and as a capable, accompanying instrument for movement (dance and games) and singing.
3. STEP-BY-STEP PROGRAM INSTRUCTIONS: Use two people: one to illustrate items and one to lead the group. 1. Play several piano solos with information or illustrations on chalkboard and/or opaque projector. 2. Play "Farmer in the Dell" or other appropriate simple musical game. 3. Pass out song sheets, with several songs on the page, one for each child to take home, and sing songs. 4. Show appropriate film, such as "Anatole and the Piano".
4. COSTS: Cost of duplicating song sheets.
5. REVIEW OF PROGRAMS SUCCESS: The group was very large--160-- and even with 5 "farmers" the game was difficult to do. The singing and movie were very successful. Having the children identify the tunes of popular TV themes or commercials would have been a good idea, but such music, although available in stores, was not in the library collection.
6. NAME: Linda Hamrell and Mala Jani
7. LIBRARY ADDRESS AND TELEPHONE NUMBER: Tampa-Hillsborough County Public Library System
900 North Ashley Street
Tampa, Florida 33602
(813) 223-8950

Duplicate this format for each program - add additional sheets.

Evaluation

V. (Continued)

B. List any different or especially successful programs you would like to share with others.

1. NAME OF PROGRAM: PETER & THE WOLF; IN WORDS, MUSIC, & PICTURES

2. DESCRIPTION OF PROGRAM: THE NEW BOOK PETER & THE WOLF,
(GODINE, 1980 & 1979) WHICH INCLUDES ON EACH PAGE A
PICTURE OF THE INSTRUMENT REPRESENTING EACH
CHARACTER & THE BARS OF EACH DISTINCTIVE MUSICAL
SELECTION, WAS READ, THE RECORD PLAYED, & THEN THE (OVER)
 3. STEP-BY-STEP PROGRAM INSTRUCTIONS:

AN INTRODUCTION TO AN ORCHESTRA & ITS INSTRU-
MENTS, & THE ORIGIN OF THE STORY WAS DISCUSSED;

THE BOOK WAS READ, PROKOFIEV'S MUSICAL STORY
WAS PLAYED, THEN THE CHILDREN DREW WHILE THEY
LISTENED TO THE RECORD AGAIN (AS BACKGROUND MUSIC)

4. COSTS: WHILE THEY ENGAGED IN THE ART ACTIVITY.) \$0.00

5. REVIEW OF PROGRAMS SUCCESS: THE CHILDREN ABSORBED

A GREAT DEAL OF INFORMATION AS WELL AS

PLEASURE. THE PROGRAM REQUIRED PASSIVE AS

WELL AS ACTIVE PARTICIPATION & ANY PRESENTA-
TION THAT INCLUDES LITERATURE, MUSIC & ART IS ALWAYS

6. NAME: PENELOPE TITUS A 3***

WINNER!

7. LIBRARY ADDRESS AND TELEPHONE NUMBER: 813-920-3155

CITRUS PARK-KEYSTONE

RT. 1 BOX 3

GUNN HWY.

ODESSA FL. 33556

Duplicate this format for each program - add additional sheets.

Evaluation

V. (Continued)

B. List any different or especially successful programs you would like to share with others.

1. NAME OF PROGRAM: Puppet show by Marian Welch, Humane Society
2. DESCRIPTION OF PROGRAM: The 20 minute puppet show, with a dog and cat as characters was presented by Marian, an employee of the Humane Society. The puppets talked about the care and feeding of domestic animals. She brought her daughter's puppet and all staff members' turtle.
3. STEP-BY-STEP PROGRAM INSTRUCTIONS: Contact was made by phone followed by a letter. After each program a letter of thanks was sent to each participant. Our public relations person was responsible for pictures taken at each program which was used
4. COSTS: - 0 - on area TV and newspapers; Our office lost artwork
5. REVIEW OF PROGRAMS SUCCESS: Marian gave the children coloring sheets with all sorts of animals on them, compliments of the Humane Society. The children loved the puppets, petting the puppy & turtle, the dialogue was geared to any age child.
6. NAME: JACQUELINE M. HESTER,
7. LIBRARY ADDRESS AND TELEPHONE NUMBER: CHILDREN'S LIBRARY TECHNICIAN
WEST FLORIDA REGIONAL LIBRARY, HEADQUARTERS
200 WEST GREGORY STREET
PENSACOLA, FL 32501-4878
PHONE: 904-438-5479

Duplicate this format for each program - add additional sheets.

Evaluation

V. (Continued)

- B. List any different or especially successful programs you would like to share with others.

1. NAME OF PROGRAM: Puppetry Workshop

2. DESCRIPTION OF PROGRAM: Children ages 8 - 12 made puppet heads from styrofoam balls and bodies from material. We had six programs lasting about an hour each. The children divided into groups, decided on plays and wrote the script, made stage props, recorded the play (they loved this), and performed for an invited audience of parents and friends.

3. STEP-BY-STEP PROGRAM INSTRUCTIONS:

The styrofoam balls were decorated with eyes, sequins felt, yarn, pipe-cleaners, cotton, and other materials on hand. The children used a pattern to trace and cut out material for the body. (Volunteers sewed them for us.) We put on Rumpelstiltskin for the children to watch to start off the program. We divided into groups for deciding on plays for the first program. The next two programs were devoted to puppet construction. The fourth and fifth programs consisted of script writing, prop construction, play practice and recording. The sixth and last program was the performance.

4. COSTS: styrofoam balls - 25¢ each, eyes (assorted sizes)

The rest was donated.

- up to 5¢ for two

5. REVIEW OF PROGRAMS SUCCESS: The children liked this program the best. They were the program. They did all the creating, constructing and performing. A big problem was that children didn't attend all programs. We tried calling to remind them. Our four plays were: Superman, Peter and the Wolf, Stuart Little, and Smash (a take-off on Mash).

6. NAME: Mary Snyder

7. LIBRARY ADDRESS AND TELEPHONE NUMBER: _____

Venice Area Public Library

300 S. Nokomis Ave.

Venice, Fla. 33595

Phone: 813-488-9628

Duplicate this format for each program - add additional sheets.

Evaluation

V. (Continued)

B. List any different or especially successful programs you would like to share with others.

1. NAME OF PROGRAM: "Signing" Sign language for the deaf.
2. DESCRIPTION OF PROGRAM: Kathy Johnson, a teacher at the Flagler School for the Deaf, gave a most enthusiastic and energetic program on sign language. Though uncomfortable because of faulty air conditioning, and almost overwhelmed by 150 children, Kathy, with the help of a
3. STEP-BY-STEP PROGRAM INSTRUCTIONS: friend and interpreter for the deaf, held the attention of her audience by acting out familiar children's stories with hand and body language, demonstrating the manual alphabet, and signing songs. The film "The kids on the block: Invisible children", highly recommended and rented from the Learning Corporation of America,
4. COSTS: unfortunately arrived one hour after the program ended. However,
5. REVIEW OF PROGRAMS SUCCESS: I previewed the film before sending it back, and can recommend it for use by others. It uses hand puppets to discuss not only deafness but blindness and physical handicaps. Xeroxed copies of the manual alphabet were distributed at the close of the program.
6. NAME: Nancy M. Wakeley
7. LIBRARY ADDRESS AND TELEPHONE NUMBER: Fort Myers-Lee County Public Library
2050 Lee Street
Fort Myers, FL 33901
813 334-3992

Duplicate this format for each program - add additional sheets.

Evaluation

V. (Continued)

- B. List any different or especially successful programs you would like to share with others.

1. NAME OF PROGRAM: TALKING HANDS
2. DESCRIPTION OF PROGRAM: Two hour introduction to sign language by experienced teacher. I finger-spelled few upcoming events and was pleased when children understood. Bell Telephone gives immediate confirmation of film and it arrives early.
3. STEP-BY-STEP PROGRAM INSTRUCTIONS: Sign Language for Children is taught at Brevard Community College by Jan Martin. I called the college, they gave message to teacher, she phoned me and accepted invitation. Jan borrowed library record, taught song Day by Day. She signed, we signed. She explained deafness, problems of deaf children. Borrowed free film "Sing A Sign" from Bell Tel. Phone: 800-241-3870
4. COSTS: Free
5. REVIEW OF PROGRAMS SUCCESS: One of easiest and best. Children signed up for program so were interested to start. Beautiful, young teacher is a psychologist. Film is great. I forced some of the staff to view it. Three on our staff took Sign Language last summer (including me), guess that's why I had the enthusiasm from the start.
6. NAME: Rosemary Dyke (Children's Librarian)
7. LIBRARY ADDRESS AND TELEPHONE NUMBER: MELBOURNE PUBLIC LIBRARY
540 E. Fee Ave.
Melbourne, Florida, 32901 723-0611

Duplicate this format for each program - add additional sheets.

Evaluation

V. (Continued)

B. List any different or especially successful programs you would like to share with others.

1. NAME OF PROGRAM: Guess the Surprise Passenger on the Summer Library Express

2. DESCRIPTION OF PROGRAM: Robert Shaw, #52 of the Dallas Cowboys Football

Team, was the guest of honor at one of our Thursday afternoon special programs. We kept his identity a secret until the moment of his arrival at the program, which generated a great deal of curiosity. Flyers were distributed containing little clues and inviting all the children to come to the surprise.

3. STEP-BY-STEP PROGRAM INSTRUCTIONS: _____

A film entitled "Great Moments in Sports" was shown.

After the film, we introduced our mystery guest. He was given a very appropriate, enthusiastic welcome.

~~Mr. Shaw was terrific with the children. He gave a short speech about the Dallas Cowboys and then autographed a photo of himself for each child. We made a poster "Boynton Beach Welcomes Robert Shaw" and all of the children signed their names for him.~~

4. COSTS: None

5. REVIEW OF PROGRAMS SUCCESS: This program was rewarding in providing a wholesome hero-image who related beautifully to the children.

6. NAME: Harriet Weitzenfeld

7. LIBRARY ADDRESS AND TELEPHONE NUMBER: _____

Boynton Beach City Library

208 S. Seacrest Blvd.

Boynton Beach, FL 33435

(305) 732-2624

Duplicate this format for each program - add additional sheets.

Evaluation

V. (Continued)

B. List any different or especially successful programs you would like to share with others.

1. NAME OF PROGRAM: An introduction to the Martial Arts.
2. DESCRIPTION OF PROGRAM: Two programs on the Martial Arts were presented by Glen Elkes and Mark Wallace from the local Karate Dojo. They explained briefly the origins of Karate, the degrees, the dress, the terminology, the equipment. They performed several routines culminating in the breaking
3. STEP-BY-STEP PROGRAM INSTRUCTIONS: of several stacks of heavy roof tiles with hands, feet, and head. This performance, needless to say, generated a great deal of suppressed excitement and awe. The second half of each program was a continuation of our oriental theme. Three elementary school students of Japanese heritage (2 brothers and a sister) performed in
4. COSTS: costume two charming routines. "Feats of strength" involved
5. REVIEW OF PROGRAMS SUCCESS: acrobatics and karate movements. "The Duel" was a stylized dramatization of the ancient story of the Geisha, the Ninja, and the Samurai. The program concluded with two films from the State Library. "Clever Hikoicki" and "The case of the elevator duck".
6. NAME: Nancy M. Wakeley
7. LIBRARY ADDRESS AND TELEPHONE NUMBER: Fort Myers-Lee County Public Library
2050 Lee Street
Fort Myers, FL 33901
813 334-3992

Duplicate this format for each program - add additional sheets.

Evaluation

V. (Continued)

B. List any different or especially successful programs you would like to share with others.

1. NAME OF PROGRAM: Sports stop
2. DESCRIPTION OF PROGRAM: conducted a sports clinc . The
local high school coaches along with members of the
football team, baseball team conducted a mini clinc..
Also one of the high school cheerleaders held a cheerleading clinc
3. STEP-BY-STEP PROGRAM INSTURCTIONS: _____
1. contacted coaches & cheerleader 2 months in advance.
2. secured equipment
3. secured permissions to use area behind library for clinc.
4. Kids selected clinc to attend.
4. COSTS: none
5. REVIEW OF PROGRAMS SUCCESS: It was very successful, the kids
loved it. Every sports book we had went out.

6. NAME: Joyce Sukut
7. LIBRARY ADDRESS AND TELEPHONE NUMBER: Inverness Library
108 N Apopka Ave.
Inverness, Fla. 32650
(904) 726-2357

Duplicate this format for each program - add additional sheets.

Evaluation

V. (Continued)

B. List any different or especially successful programs you would like to share with others.

1. NAME OF PROGRAM: "Training For Exports" - Aerobic Dance
2. DESCRIPTION OF PROGRAM: A guest speaker, came and told us what Aerobic Dance was, and what it's for, and followed up with a demonstration. She taught us some warm-ups and easy routines.
3. STEP-BY-STEP PROGRAM INSTRUCTIONS: 1-1 1/2 hours
Contact a local Aerobic Dance Instructor or Phys. Ed. teacher
Have records and/or tapes available
Make sure you have adequate space to hold the program-large area is needed
Have instructor demonstrate and coach everyone along - but don't expect miracles. If everyone gets some of the steps that's fine for a 1 hour program
4. COSTS: a record & player on hand
5. REVIEW OF PROGRAMS SUCCESS: It was fun - everyone enjoyed the program. We did 2 routines, one to "Star Wars" Theme and one to Happy Days; and I think anyone who was skeptical about how much of a "workout" it would be was convinced once it was all over. Even the boys liked it.
6. NAME: Anne Burton
7. LIBRARY ADDRESS AND TELEPHONE NUMBER: 305-727-7181
Meadowlane Community Library
Minton Road
Melbourne, Florida 32901

Duplicate this format for each program - add additional sheets.

Evaluation

V. (Continued)

B. List any different or especially successful programs you would like to share with others.

1. NAME OF PROGRAM: The Dixie Library Express
2. DESCRIPTION OF PROGRAM: Special guest Artist Perkins an operator for M.T.A. took the kids for a ride on the expressway. He demonstrated the operation of the bus and talked about his career as an operator.
3. STEP-BY-STEP PROGRAM INSTRUCTIONS: Made outline of program, set tentative date. Contact M.T.A. public relations office to confirm date and time. one week prior to program contact M.T.A. to reconfirm date. Contact Community Relations for publicity.
4. COSTS: None
5. REVIEW OF PROGRAMS SUCCESS: See attachment

6. NAME: Florence Robinson
7. LIBRARY ADDRESS AND TELEPHONE NUMBER: Dixie Park Library (M.D.P.L.)
350 N. W. 13th Street
Miami, FL 33136 Phone 579-5322

Duplicate this format for each program - add additional sheets.

Evaluation

V. (Continued)

- B. List any different or especially successful programs you would like to share with others.

1. NAME OF PROGRAM: "Emergency!"
2. DESCRIPTION OF PROGRAM: Our local fire district brought several emergency vehicles to the Library and gave tours and demonstrations. The boys and girls were especially impressed with the para-medics and equipment carried by our Rescue Squad Unit. We later talked about ways to get help in a hurry and featured books on emergency equipment.
3. STEP-BY-STEP PROGRAM INSTRUCTIONS: Call public relations officer at your local fire district to see if they would be able to participate in program.
4. COSTS: None
5. REVIEW OF PROGRAMS SUCCESS: Our most successful and best attended program of the summer.
6. NAME: Paula Scott
7. LIBRARY ADDRESS AND TELEPHONE NUMBER: Ft. Myers Beach Public Library, Bay Rd., Ft. Myers Beach, FL 33931 813-463-9691

Duplicate this format for each program - add additional sheets.

Evaluation

V. (Continued)

B. List any different or especially successful programs you would like to share with others.

1. NAME OF PROGRAM: Flying High with the Blue Angels
2. DESCRIPTION OF PROGRAM: SP. Morgan Smith, PR person for the Blue Angels talked to the children about "The Angels" and presented a 16mm film, "PORTRAIT: THE BLUE ANGELS". Brochures about "The Angels" were used as handouts.
3. STEP-BY-STEP PROGRAM INSTRUCTIONS: Contact was made by phone followed by a letter of confirmation. After each program a letter of thanks was mailed to each participant; 16 mm projector & table for brochures.
4. COSTS: - 0 -
5. REVIEW OF PROGRAMS SUCCESS: SP. Smith said that he was accustomed to talking with an older audience. The brochures contained a Navy Recruitment Card attached. But the children loved it. Each program
6. NAME: Carried a Capacity Crowd.
7. LIBRARY ADDRESS AND TELEPHONE NUMBER: JACQUELINE M. HESTER, TECHNICIAN
WEST FLORIDA REGIONAL LIBRARY, HEADQUARTERS
200 WEST GREGORY STREET
PENSACOLA, FL 32501 - 4878
904-438-5479

Duplicate this format for each program - add additional sheets.

Evaluation

V. (Continued)

B. List any different or especially successful programs you would like to share with others.

1. NAME OF PROGRAM: Space Station
2. DESCRIPTION OF PROGRAM: Explained the Space Shuttle with book, pamphlets & posters. Had a Space Race with gliders provided by NASA. Encouraged children to check out space related books.
3. STEP-BY-STEP PROGRAM INSTRUCTIONS: Contacted NASA. Received all materials necessary for two sessions. (More if you wanted to go into details.)
4. COSTS: - 0 -
5. REVIEW OF PROGRAMS SUCCESS: Children enjoyed learning about all the little unknown things about the Space Shuttle. The gliders were great, but a little complicated.
6. NAME: Patricia Biel
7. LIBRARY ADDRESS AND TELEPHONE NUMBER: Belleview Library
P.O. Box 310
Belleview, FL 32620
(904) 245-5552

Duplicate this format for each program - add additional sheets.

Evaluation

V. (Continued)

B. List any different or especially successful programs you would like to share with others.

1. NAME OF PROGRAM: Reading Folders

2. DESCRIPTION OF PROGRAM: Rather than just punching the "tickets" on the reading folders, we had a variety of stickers and/or colored stars to stamp in the appropriate boxes.

3. STEP-BY-STEP PROGRAM INSTRUCTIONS: n/a

* Have a variety of stickers - try to get things the children like such as Peanuts characters, Space Creatures, etc. We had some old

Mystery and Travel (used for Adventure & Fantasy books) Spine labels on hand, which we used.

4. COSTS: \$6.50 (packs of stickers have anywhere from 3-68 stickers each)
5 packs stickers, 1 box stars I had some on hand

5. REVIEW OF PROGRAMS SUCCESS: Great - gave a little extra incentive for reading. The children really wanted to get the stickers! They checked each week to see what new ones they had gotten and tried to check out the various books in order to get more stickers.

6. NAME: Anne R. Burton

7. LIBRARY ADDRESS AND TELEPHONE NUMBER:

Meadowlane Community Library

Minter Road

Melbourne Florida 32901

305-727-7181

Duplicate this format for each program - add additional sheets.

Evaluation

V. (Continued)

B. List any different or especially successful programs you would like to share with others.

1. NAME OF PROGRAM: REGISTRATION
2. DESCRIPTION OF PROGRAM: AS THE CHILDREN REGISTERED AT OUR SUMMER EXPRESS STATION WE HAD THEM SIGN OUR N. LAUD. EXPRESS TRACK. AS MORE AND MORE NAMES WERE ADDED AND THE TRACK GREW IN LENGTH WE POSTED SECTIONS
~~3. STEP-BY-STEP PROGRAM INSTRUCTIONS~~ OF THE TRACK ON THE WALL ABOVE OUR STATION. ENCLOSED ARE COPIES OF SECTIONS OF TRACK WITH NAMES AS THEY WERE ORIGINALLY WRITTEN WE HAVE ALSO INCLUDED PHOTOS OF OUR STATION AND TRACK WHERE THE CHILDREN CAME TO SIGN.
4. COSTS: UNDER \$ 2.00
5. REVIEW OF PROGRAMS SUCCESS: VERY GOOD, ALL CHILDREN LIKE TO SEE THEIR NAME'S DISPLAYED. THEY ENJOYED BRINGING THEIR FRIENDS TO SEE AND COMPARE. THESE FRIENDS IN TURN REGISTERED. OUR TOTAL MEMBERSHIP WAS 248
6. NAME: BROWARD COUNTY LIBRARY, N. LAUDERDALE BRANCH
7. LIBRARY ADDRESS AND TELEPHONE NUMBER: 6601 BLVD. OF CHAMPIONS N. LAUDERDALE, FL Ph. 973-4829

Duplicate this format for each program - add additional sheets.

241 George Koos

242 Donna Koos

243 Brian Bates

244 Cindy Lorith

245 Annette Howshorn

246 Neil Mandel

247 Robyn Sunkoff



